


U.S. A. Girl Scouts – Kuwait Lone Troop Committee

CADETTE PROGRAM PLANNER FOR THE GIRL SCOUT SILVER AWARD



Name _____

Address _____

Phone # _____ Troop # _____

Date Bridged to Cadettes _____


Troop Leader _____ Phone # _____

Silver Consultant _____ Phone # _____



GIRL SCOUTS

THE GIRL SCOUT SILVER AWARD



The Girl Scout Silver Award recognizes your efforts in a wide range of Girl Scouting experiences and **YOUR COMMITMENT** to working to better your life and the lives of others.

You may begin to work on this award when you become a Cadette Girl Scout. Guidelines for Silver Awards allow girls to begin work on these awards after they have completed bridging activities from Junior Girl Scouts. Requirements started prior to becoming a Cadette Girl Scout may **NOT** be applied toward this award. If you do not complete all Cadette bridging activities, you are considered to be a Cadette Girl Scout on October 1st and may begin activities towards your Silver on that date. **ALL** work must be completed while you are a Cadette Girl Scout.


There are **FIVE** requirements for this award. You should work closely with your adult partners in the completion of all the requirements. The first four requirements call upon you to build your skills, explore career possibilities, increase your leadership skills, and make a commitment to improving yourself. You may not use activities to earn credit in more than one area – one activity, one requirement. Refer to pages 135-138 in the Cadette Girl Scout Handbook.

The first four requirements may be done in any order, but must be completed **BEFORE** you work on the fifth requirement, the Girl Scout Silver Award Project. You must discuss your project with your leader and Silver Award Consultant before you start. This enables you to understand what is required and expected of you from the beginning.

If you will be doing any fund raising or solicitation of materials as part of your Silver Award, you must have approval from the LTC. Remember that you cannot collect money for other organizations, however you may be able to ask for goods and services.

The program planner for the Silver Award should be used to record your completed work. Your Silver Consultant will ask to see this planner and all supporting documents.

For the Silver Award requirements, see the next page.



REQUIREMENTS FOR THE GIRL SCOUT SILVER AWARD

Requirements started BEFORE becoming a Cadette Girl Scout may NOT be used for the Silver Award.

1. Earn **3 Interest Project Patches** that relate to your Silver Award project. *Cadette/Senior G.S. Interest Project (I.P.) Book*
2. Earn the From **Dreams to Reality Activities Patch** *Cadette G.S. Handbook, pg. 127*

OR

Complete **5 Career Exploration Activities** from the I.P. book *Cadette/Senior G.S. I. P. Book*
3. Earn the **Cadette Girl Scout Leadership Award** *Cadette G. S. Handbook, pg. 131*

OR

Earn the **Leadership Interest Project Patch** *Cadette/Senior G.S. I. P. Book, pg. 38-39*
4. Earn the **Cadette Girl Scout Challenge** *Cadette G.S. Handbook, pg. 132-134*

Consult with your leader and Silver Award Consultant before proceeding
5. Design and carry out a **Girl Scout Silver Award Project** *Cadette G. S. Handbook, pg. 135-138*

After completing the above five steps, fill out the **Silver Award Cover Sheet** (to be used for background when your award is presented to you) and the **Silver Award Application Form** (to be turned in to the LTC for final approval and ordering of your award.) Then you should arrange a meeting with your Silver Award Consultant to complete the application for your award.

A letter will be sent to you and your leader/advisor about acceptance of your Silver Award. Your leader and/or LTC will plan a ceremony with you. You will be awarded your pin at this special ceremony.

GIRL SCOUT SILVER AWARD SUMMARY WORKSHEET

Name: _____

Troop # _____

Use this summary sheet to keep track of your progress towards the Silver Award.

REQUIREMENT #1 Earn three Interest Project Patches related to the project you will do for the Silver Award.

- 1. _____
- 2. _____
- 3. _____

Date Completed _____
Date Completed _____
Date Completed _____

REQUIREMENT #2 Earn the From Dreams to Reality Patch or complete 5 career activities from any of those that appear in *Interest Projects for Cadette and Senior Girl Scouts*.
Date Completed _____

REQUIREMENT #3 Earn the Cadette Girl Scout Leadership Award or Leadership Interest Project Patch.

Leadership award earned _____

Date Completed _____
Total Hours: _____

Leadership projects: _____

REQUIREMENT #4 Earn the Cadette Girl Scout Challenge.

Date Completed _____

REQUIREMENT #5 Design and carry out a Girl Scout Silver Award Project.

Project Idea: _____

Date Completed _____
Total Hours: _____

Project Summary: _____

THE GIRL SCOUT SILVER AWARD – REQUIREMENT #1
INTEREST PROJECT NO. 1

Date Completed _____

Date Patch Received _____

Leader's/Advisor's Signature _____

INTEREST PROJECT TITLE _____

Skill Build.	Technology	Service Pr.	Career Ex.	Activity Number	What I Will Do	When	Advisor	Date Completed	Hours Spent

Evaluation: What did you learn? (Be sure to include skills learned.)

THE GIRL SCOUT SILVER AWARD – REQUIREMENT #1
INTEREST PROJECT NO. 2

Date Completed _____

Date Patch Received _____

Leader's/Advisor's Signature _____

INTEREST PROJECT TITLE _____

Skill Build.	Technology	Service Pr.	Career Ex.	Activity Number	What I Will Do	When	Advisor	Date Completed	Hours Spent

Evaluation: What did you learn? (Be sure to include skills learned.)

THE GIRL SCOUT SILVER AWARD – REQUIREMENT #1
INTEREST PROJECT NO. 3

Date Completed _____

Date Patch Received _____

Leader's/Advisor's Signature _____

INTEREST PROJECT TITLE _____

Skill Build.	Technology	Service Pr.	Career Ex.	Activity Number	What I Will Do	When	Advisor	Date Completed	Hours Spent

Evaluation: What did you learn? (Be sure to include skills learned.)

THE GIRL SCOUT SILVER AWARD – REQUIREMENT #2
FROM DREAMS TO REALITY ACTIVITY PATCH

Reference: *Cadette Girl Scout Handbook*, pg. 127

Date Completed _____

Date Patch Received _____

Leader's/Advisor's Signature _____

DIRECTIONS: To earn this recognition, select five activities from the list below.

Note: You must earn EITHER the Dreams to Reality Patch OR do 5 Career Exploration Activities from *Interest Projects for Cadette and Senior Girl Scouts*. Only one is required.

Activity	Resources/Advisor	What Did You Do? What Did You Learn?
1. Select and complete two career activities from <i>Interest Projects for Cadette and Senior Girl Scouts</i> .		1A.
		1B.
2. Find about at least five careers. Identify the type of training required and salary range.		
3. Spend a day at work with someone who has a job in which you are interested. Discuss job responsibilities and note how time on the job is spent.		
4. Research two fields in which women are not the majority.		
5. Interview three mothers with salaried positions. Find out how they balance their jobs and families, how they came to be in their current positions, and what their future dreams are.		
6. Collect several advertisements for at least three different positions that interest you. Compare the ads to get a general profile of each position.		

THE GIRL SCOUT SILVER AWARD – REQUIREMENT #2

Date Completed _____

5 CAREER EXPLORATION ACTIVITIES

Leader's/Advisor's Signature _____

DIRECTIONS: To complete this requirement you must complete 5 Career Exploration Activities from any of the Interest Projects listed in *Interest Projects for Cadette and Senior Girl Scouts*.

Note: You must earn EITHER the Dreams to Reality Patch OR do 5 Career Exploration Activities from *Interest Projects for Cadette and Senior Girl Scouts*. Only one is required.

Name of Interest Project	Activity Number	What I Will Do	When	Advisor	Date Completed	Hours Spent

THE GIRL SCOUT SILVER AWARD – REQUIREMENT #3

LEADERSHIP - LEADERSHIP INTEREST PROJECT PATCH

Date Completed _____

Date Patch Received _____

Reference: *Interest Projects for C/S Girl Scouts*, pg. 38-39 Leader's/Advisor's Signature _____

Note: You must earn EITHER the Leadership I.P. Patch OR the Cadette Leadership Award. Only one is required.

Skill Build.	Technology	Service Pr.	Career Ex.	Activity Number	What I Will Do	When	Advisor	Date Completed	Hours Spent

Evaluation: What did you learn? (Be sure to include skills learned.)

THE GIRL SCOUT SILVER AWARD – REQUIREMENT #3
LEADERSHIP – CADETTE GIRL SCOUT LEADERSHIP AWARD

Date Completed _____

Date Pin Received _____

Reference: *Cadette G.S. Handbook*, pg. 131

Leader's/Advisor's Signature _____

Note: You must earn EITHER the Leadership I.P. Patch OR the Cadette Leadership Award. Only one is required.

The Cadette Girl Scout Leadership Award requires you to participate in experiences that strengthen leadership skills. You may earn an Interest Project patch in the process of earning this award, however, the I.P. MAY NOT count as one of the three interest projects you earn to fulfill your Silver Award requirements. (No “double-dipping”)

1. Read about leadership in Chapter 2, pages 38-44 in the *Cadette Girl Scout Handbook*. Date Completed _____
2. Complete the leadership inventory activity attached or complete one activity from the Leadership Interest Project in *Interest Projects for Cadette and Senior Girl Scouts*, pages 38-39. Date Completed _____
3. After completing the first two requirements, you must demonstrate leadership skills in two or more settings. Your leadership experience must total at least 25 hours. No matter how you divide the 25 hours, you must spend at least three hours on any given project. (2 hours leading a group of Brownies at one event, and 2 hours leading Brownies at another event DOES NOT count as 4 hours in a particular setting.)

Fill out a copy of the attached Leadership Log for each leadership project and fill in the summary below:

[illegible]

Things a Leader Does

	In past leadership situations I have done this (<i>check each statement that applies</i>)	I plan to work on this (<i>check each statement that applies</i>)		In past leadership situations I have done this (<i>check each statement that applies</i>)	I plan to work on this (<i>check each statement that applies</i>)
Helps People work Toward Goals And Do the Things They Want to Do			Helps a Group Get Along As a Team		
Gets things moving	_____	_____	Helps people get at the causes of problems	_____	_____
Helps the group:			Helps group members understand one another, keeps lines of com- munication open between members	_____	_____
* set goals	_____	_____			
* make decisions	_____	_____	Helps resolve differences, disagreements, conflicts	_____	_____
* choose directions	_____	_____			
* evaluate progress	_____	_____	Helps group morale, encourages with a sense of humor	_____	_____
Suggests solutions and ways to get things done	_____	_____	Helps each group member use her talents and interests to be part of the group's action	_____	_____
Provides books, information, equipment, etc. to help with a project	_____	_____	Helps a Group Keep Up Momentum and Move Ahead		
Helps coordinate the parts of a project	_____	_____	Helps or gives direction in emergencies	_____	_____
Guides the work and efforts of others toward their goals	_____	_____	Knows and helps interpret rules that apply to the group	_____	_____
Share skills and know-how	_____	_____	Helps group keep an eye on progress	_____	_____
Helps others develop their skills as leaders	_____	_____	Teaches others how to lead	_____	_____
Supports and encourages	_____	_____	Helps group discover new interests and directions	_____	_____
What Other Kinds of Things Do Leaders Do? _____					

Leadership Log

Cadette Girl Scout Leadership Award

For each leadership project, keep this log of your leadership experience. Refer to page 131 of the *Cadette GS Handbook* for some ideas for leadership projects. Remember, each project must have a minimum of 3 hours leadership to count towards this award.

Name of group _____

Description of project _____

Date	Activities worked on	Hours	Adult Advisor	Leadership Notes

Evaluation: What did you learn? (Be sure to include skills learned)

THE GIRL SCOUT SILVER AWARD – REQUIREMENT #4**CADETTE GIRL SCOUT CHALLENGE**Reference: *Cadette G.S. Handbook*, pg. 132-134

Date Completed _____

Date Patch Received _____

Leader's/Advisor's Signature _____

As a Girl Scout, you are challenged to be the best possible person you can be. This involves knowing yourself, relating to others, developing values, contributing to your community, and knowing about Girl Scouting. These five areas form the basis of the Cadette Girl Scout Challenge. You complete the Challenge by doing activities from each area or section. These sections may be done in any order, though following in sequence is recommended. You may work by yourself or with others and on several sections at one time. Discuss each section and the "wrap-up" questions with your leader or advisor. You will need to refer to your *Cadette Girl Scout Handbook* for details of each section.

Challenge Section	Date completed	Hours Spent	Initials of Adult Advisor
SECTION 1. KNOWING MYSELF BETTER CHALLENGE: Select one of the activities on page 132, or design one of your own. What I did: <hr/> <hr/> <hr/> <hr/> <hr/>			
SECTION 2. RELATING TO OTHERS CHALLENGE: Do one of the activities on page 133 or design your own "relating" activity. What I did: <hr/> <hr/> <hr/> <hr/> <hr/>			

Challenge Section	Date completed	Hours Spent	Initials of Adult Advisor
SECTION 3. DEVELOPING VALUES FOR LIVING CHALLENGE: Do at least one of the activities on page 133. What I did: <hr/> <hr/> <hr/> <hr/> <hr/>			
SECTION 4. CONTRIBUTING TO MY COMMUNITY CHALLENGE: Select one of the activities on page 133, or plan one of your own. What I did: <hr/> <hr/> <hr/> <hr/> <hr/>			
SECTION 5. KNOWING ABOUT GIRL SCOUTING CHALLENGE: Select one of the activities on page 134, or design one of your own that shows you have knowledge of Girl Scouting, its purpose, and its history. What I did: <hr/> <hr/> <hr/> <hr/> <hr/>			

CADETTE GIRL SCOUT CHALLENGE EVALUATION

When you have completed all five sections of the Cadette Girl Scout challenge, ask yourself the following questions. Then discuss your thoughts and ideas with your leader, advisor, or troop.

What did you learn about yourself?

How did your Challenge work affect others?

How did you apply your talents?

How do your accomplishments relate to the ideals of Girl Scouting?

How would you improve what you did?

How will the things you learned help you in the future?

THE GIRL SCOUT SILVER AWARD – REQUIREMENT #5**CADETTE GIRL SCOUT SILVER AWARD PROJECT**

Reference: *Cadette G.S. Handbook*, pg. 135-138

This project builds upon your accomplishments in Girl Scouting and represents your personal action plan for helping others. The project could be done in or outside of Girl Scouting and must reflect some aspect of community service. If the project is done within Girl Scouting, you must reach out to the community in some way--for example, by calling on people outside Girl Scouts as resources, doing something that reaches girls who aren't Girl Scouts, or affecting something that is used by people other than just Girl Scouts.

The Silver Award project has five steps. Your project, including planning and execution, should take a minimum of 30 hours. The actual implementation of the project should take from 7 - 10 hours. Review Safety-Wise for do's and don'ts. You should work with your Girl Scout LTC on any project that will impact Girl Scouting or Girl Scout property. As with any other project, you must have LTC approval if you plan to raise funds or solicit donations of any kind.

CADETTE GIRL SCOUT SILVER AWARD PROJECT	Date completed	Leader Signature	Silver Consultant Signature
Step 1: Decide what values, experience, and skills you would like to put into action through the Silver Award Project. <hr/> <hr/> <hr/> <hr/>			
Step 2: Decide on a project that will use your personal strengths to help others. You can work with your school, the community, a religious group, or Girl Scouting. <hr/> <hr/> <hr/> <hr/>			

CADETTE GIRL SCOUT SILVER AWARD PROJECT	Date completed	Leader Signature	Silver Consultant Signature
<p>Step 3: Identify the people with whom you will work: Those who will help and guide you, those who will work with you, those whom you hope to help. Be sure to include a Girl Scout leader or another adult from your council or LTC.</p> <hr/> <hr/> <hr/> <hr/> <hr/>			
<p>Step 4: Create a timeline and a budget, if necessary. If you work with a group, divide jobs and set up a way to ensure that everyone is on track.</p> <hr/> <hr/> <hr/> <hr/> <hr/>			
<p>Step 5: Carry out your plan. This final step of your project should total at least seven hours. This may be all on one day or divided into segments. When you have completed your project, write a brief evaluation. Share the evaluation with your Silver Consultant.</p> <hr/> <hr/> <hr/> <hr/> <hr/>			